




Stage 6 Dance Equipment

HSC Dance is taught as an interrelated practice. This means that rather than learn about one topic a term, the three components (Performance, Composition and Appreciation) are taught at the same time, for the entire course. This can cause some confusion about what information is related to which topic. To try and combat this, the course information has been colour coded, and the way you are to organise your work is specific. Performance is yellow, Composition is pink, Appreciation is blue and in Year 12, Major Study is green. Please keep these colours in mind when you are buying your supplies.

Below is a list of the equipment you will need to be prepared to begin the course.

<p>1 x large binder folder</p>	
<p>A set of plastic binder divider tabs – 1x yellow, 1x pink, 1x blue, 1x green</p>	
<p>Heavy weight plastic sleeves and loose leaf lined paper</p>	
<p>A set of five highlighters, ensuring it includes yellow, pink, blue and green options</p>	
<p>Black form fitting dancewear and TLSC Dance Shirt Contemporary dance footwear if desired (socks are not permitted)</p>	